



We see Jesus in everything we do

Welcome Parents/Carers of



to Fledglings Class


St Edward's Catholic First School
Parsonage Lane, Windsor, Berkshire SL4 5EN

Tel: 01753 860607

Email: office@secfs.org.uk

Website: stedwardscatholicfirstschool.co.uk

Head Teacher: Mrs Sarah Matthews



At St Edward's Catholic First School,
we are committed to providing a caring
environment where children can develop
the knowledge, skills, values and attributes
they need to fulfil their potential in all
aspects of school life and beyond.



In our school:

- ❖ *We try to reach high standards in everything we do*
- ❖ *We look out for those who need more help*
- ❖ *We treat one another with respect*
- ❖ *We say sorry and forgive when we get things wrong*
- ❖ *We see Jesus in everything we do*

We believe that our school should provide a safe, caring, positive and stimulating environment that promotes the academic learning of all, alongside the spiritual, social, physical and moral development of the individual child.



School Readiness



Getting ready for school!

Starting school is a milestone, not only for your child but also for you! You may be excited and perhaps a little anxious about your child taking these first steps

towards independence. It is important that your child's experience of starting school is as positive as possible.

Getting ready for school, at home!

- ❖ Talk to your child about school, and what to expect
- ❖ Let your child wear their new uniform before the first day of term
- ❖ Share positive books and stories with your child about starting school
- ❖ Talk about how you will come to school and how you (or another parent/carer) will be waiting for them at pick up time
- ❖ Talk about what will be happening at home when your child is in school
- ❖ Practise putting on their own coats/shoes and other items of uniform
- ❖ Practise managing their own hygiene when going to the toilet. Support is given to any children with developmental delay



Getting started

The first term in all schools is all about getting to know each other. The children will be getting to know each other as they will come from a variety of settings, and some may not know any other children in Fledglings. Do not worry about this - it is amazing how quickly children make friends!



During this term, the staff will work with the pupils in small groups and will learn about them through observing and interacting with them.

The children will be placed into learning groups, which will be for adult led learning. The children will learn the school prayers, talk about rules and routines, learn Makaton signs, share their knowledge of the world, discuss their interests and then progress to focused teaching of Phonics, Maths, RE and PE.

The Early Years Foundation Stage Curriculum

Your child will be learning new skills, acquiring new knowledge and demonstrating their understanding through seven areas of development.

There are three Prime Areas of learning and development, which are:

- ❖ Communication and Language Development
- ❖ Physical Development
- ❖ Personal, Social and Emotional Development



These Prime Areas are vitally important for your child's development and future learning. As the children grow, the prime areas will help the children develop skills and knowledge in four specific areas.

These are:


- ❖ Literacy
- ❖ Maths
- ❖ Understanding the World
- ❖ Expressive Arts and Design

These seven areas together are used to plan your child's learning and development which **"must be implemented through planned and purposeful play"**.

The Early Years Framework also states that **"Practitioners must respond to each child's emerging needs and interests, guiding their development through warm, positive interaction"**. We have a fantastic team of adults who put this into practice every day.

In addition, the framework describes **"Three characteristics of effective teaching and learning ... playing and exploring ... active learning and creating and thinking critically"**. These describe exactly the approach we take at St Edward's First School to develop your child's learning and development.

Assessments are made throughout the year and are based on observations and through knowledge of the holistic development of your child. We value your input into these, as you will obviously see so much that we don't. Please add photographs and videos from home onto Tapestry, our online learning journal.



Our Provision

Here in Fledglings, we provide opportunities for learning through exploration, problem solving and activity. We aim to inspire and engage the pupils by learning about their interests and knowing their needs. Our planning is responsive and our practitioners note the learning that a child demonstrates spontaneously, independently and consistently in a range of contexts.



We provide a balance of child-initiated learning, adult-led learning. There are focused sessions for Phonics, Maths, Religious Education and Physical Education. The children are encouraged to extend their new learning in the continuous provision, both inside and outside.



We use the inside and outside classrooms all day, every day. Children cannot 'bounce off the walls' if there aren't any! Outdoor learning allows the children to engage in free play in the fresh air, have exposure to the natural world

and take part in physical activities, all of which are an integral part of learning.




Our children spend time outside everyday whatever the weather. Please ensure your child is appropriately dressed for our varied climate: warm clothes and waterproof coat when it's cold and wet; sun hat and sun screen when it's sunny.

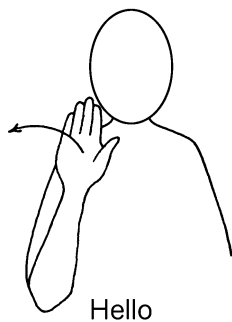
Children can get wet, muddy and messy when they play outside (and inside!). We provide some protective clothing for them to wear, including wellington boots, although you can provide these things for your child if you wish. We teach children how to minimise how messy they get and they do get better at this as they get older, but it is part of their learning and development, and shows their exploration and curiosity!

Hygiene is very important and we expect children to wash their hands often. We also teach them to 'catch' their coughs and their sneezes! We have a 'snuffle station' with tissues, hand sanitiser and bins in which to put their used tissues, and then of course we remind them to go and wash their hands again. Children tend to place their hands in their mouths (and noses!) often, so we are constantly prompting them to wash their hands as soon as this has happened, before returning to their play.

Within our provision we teach the children Makaton signs. Makaton is a signing system developed for children with speech and language difficulties. We have children in school with such challenges and Makaton allows them to communicate freely with their peers.



We learn basic signs for daily use, alongside learning the alphabet and signing along to songs, stories and prayers. I am sure your children will be coming home and teaching you the signs they have learned during the week! Of course, your child may already know some signs if they have used some at nursery or pre-school, or if they are fans of Mr Tumble!



Hello



thank you



Please



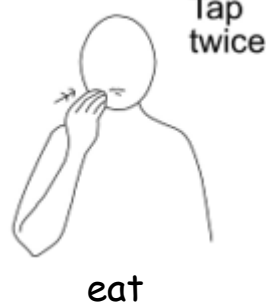
Toilet



Yes



No



eat



drink



Uniform

Our uniform gives our children a sense of identity, looks smart, and allows our pupils to be easily recognisable when out and about on trips and in the local community. It is vitally important to clearly name all items as this will make it easier for mislaid items to find their way back to your child!

BOYS' UNIFORM:

- ❖ Maroon school jumper with school logo
- ❖ Grey long or short trousers
- ❖ White shirt with school tie OR white polo shirt with school logo
- ❖ Grey socks
- ❖ Sensible black shoes (not trainers)

GIRLS' UNIFORM:

- ❖ Maroon school jumper or cardigan with school logo
- ❖ Grey skirt or pinafore
- ❖ White shirt with school tie OR white polo short with school logo
- ❖ Grey or white socks (or grey tights in cold weather)
- ❖ Sensible black shoes
- ❖ Summer term only – blue and white checked dress

- ❖ School rucksack with logo
- ❖ A plain coloured, practical and functional coat



Children come into school wearing their PE kit on their year group's PE Day. You will be informed by staff when this is! PE kit is a plain black sweatshirt and jogging bottoms, a white t-shirt, black shorts and trainers - preferably Velcro fastening.

All uniform and PE kit can be ordered via this link from our website:

<http://stedwardscatholicfirstschool.co.uk/parents/school-uniform>



Other important information

Assemblies:

Once we feel the children are settled in, we begin taking them to our school assemblies. They will begin attending our Gospel Assembly on Monday mornings and then Merit Assembly on Friday mornings. In Gospel Assembly, children are chosen to receive a Mission Model sticker from Mrs Matthews. Our Mission Models are children who show characteristics and behaviours from our Mission Statement where we try to "see Jesus in everything we do".



In Merit Assembly, four children are chosen each week from Fledglings to receive a Head Teacher Award. An award may be given for effort, perseverance, behaviour or learning.



Throughout the course of the school year, the children will begin attending Hymn Practise, Key Stage Collective Worship and Whole School Mass.

Lunchtimes:



Fledglings go into lunch earlier than the rest of the school to allow them time to feel settled, relaxed and to learn the rules and routines in the lunch hall. Staff from Fledglings will be in the hall with the children to assist them as they learn the routines of lunchtimes, use cutlery correctly and clear their plates away once they have eaten. Children may have a school dinner or bring in a packed lunch from home. Please ensure lunch boxes are clearly named and all food items are nut free. A school dinner menu is provided each term



so that you can discuss with your child what they would like to eat. Once lunch is finished, the children are allowed onto the playground.

Snacks:

Milk is provided throughout the day for the children until their 5th birthday. We also provide water for the children; however, we ask that all children bring in a named water bottle every day. Please do not put fruit juice or squash in the bottles, only water. Fruit is available throughout the day for children as a snack.



Religious Education:



The children will be studying the Portsmouth Diocesan scheme 'God Matters' RE Curriculum. The children learn stories and scripture from the Bible, learn about the Old and New Testaments and develop their understanding and faith. We begin each day with a prayer, give thanks before lunch and end our day with a prayer. The children will learn how to make the Sign of the Cross, say the Lord's Prayer and learn the Hail Mary. We also learn about other faiths, including Buddhism, Sikhism, Hinduism, Judaism and Islam.

Homework:

Once your child has knowledge of some letter sounds and is blending sounds together, we will send a reading book home. Children will also be asked to practise the letter sounds they learn in school and 'tricky' words from the phonics phase they are learning. We may ask the children to complete small tasks at home on occasion, and we will communicate via Tapestry to show what we have been learning during



the week. This way you can support your child in extending their learning at home.

Rewards:

Our positive ethos means we believe in giving praise and encouragement to children for their efforts and achievements, both socially and academically. Children join one of our House Teams which are named after the Gospels of Matthew, Mark, Luke and John. The children earn house points and as mentioned before, can be chosen to receive Head Teacher Merits or become Mission Models. Stickers are given for kindness and helpfulness.!


Absences:

We expect all children to attend regularly and to be punctual. There may be times when your child is unwell. Please email the school office as early as possible on the first day of absence, but by 8.30 am at the latest, stating your child's name, the reason they are not in school and the class they are in (Fledglings). If your child has been sick or had diarrhoea, please allow **48 hours** since the last bout before returning to school.

Office email: office@secfs.org.uk

Attendance is monitored and it is the school's and Local Authority's policy that family holidays should not be taken during term except in the most exceptional of circumstances. Holiday Absence forms are available in the Parents' Section of our website or from the office, for parents to apply for time away from school, which will be recorded as either authorised or unauthorised absence by the Head Teacher.

Parents are kindly asked not to take their children out of school during the first week of any of the six terms or during assessment weeks.

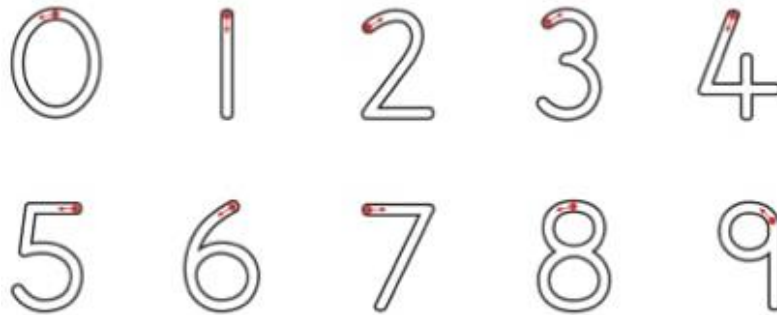


Letter formation

Please do not force your child to write. If they are keen to try, then please help them to form **lowercase** letters correctly before introducing capital letters.



Number formation



Things to do before your child starts school

- Have conversations with your child as often as possible. This may seem obvious but it is the most valuable thing you can do
- Read to your child every day if possible
- Enjoy sharing stories, songs and rhymes with your child, both in English and, if relevant, in your home language
- Make good use of outings with your child e.g. parks, shops, libraries, swimming pools etc. Talk about their interests and things they enjoy
- Encourage your child to look for numbers and words in their local environment e.g. door numbers, bus numbers, shop names and food labels
- Encourage your child to be independent when putting on their coats and shoes, and in their personal hygiene (e.g. toileting.)



Questions

If you have any questions or concerns throughout your child's time in school, please see a member of staff at the end of the day or email the school office to request a suitable time for a meeting.

Be aware that the end of the day is a busy time, so please ensure all the children have left the classroom before approaching staff.

